


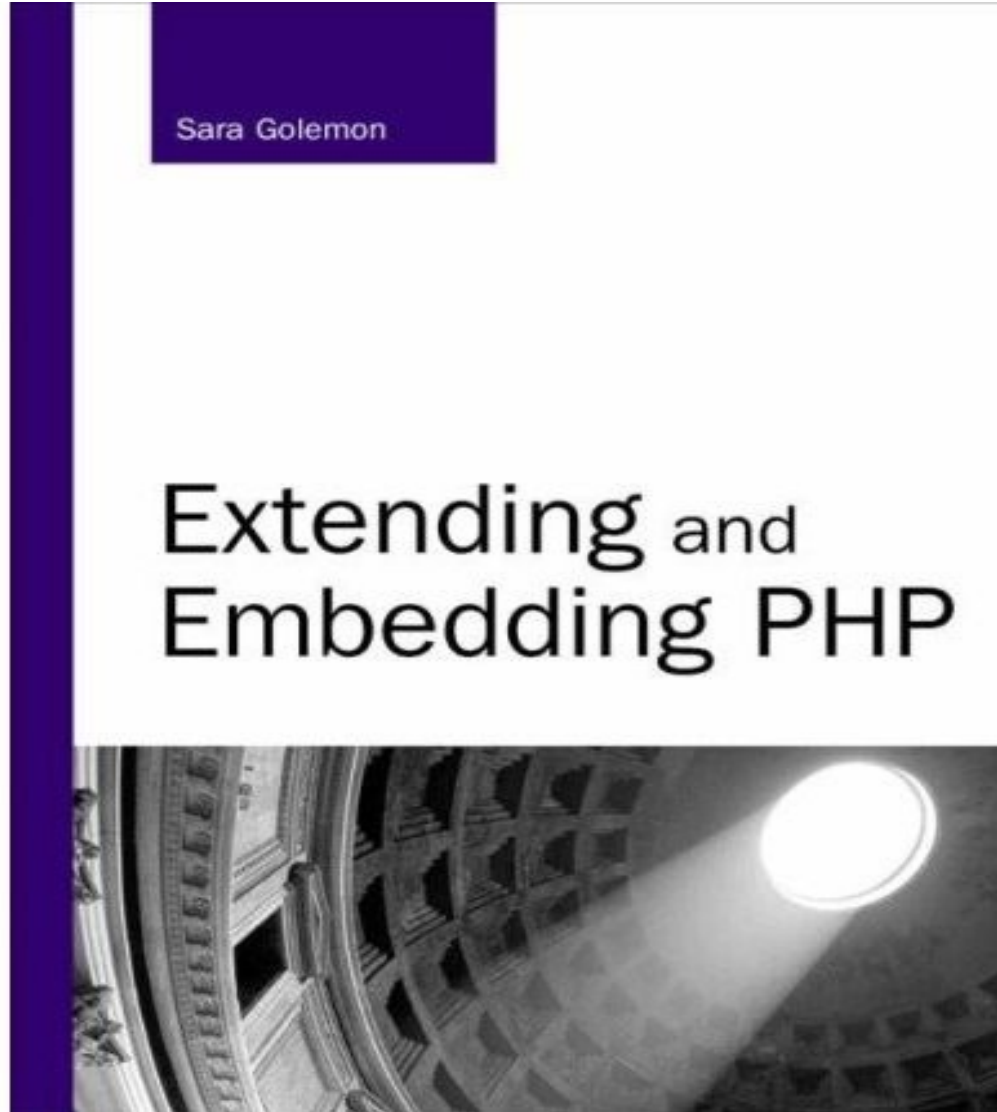
php|works 2007 - Atlanta, USA  
September 13th, 2007  
Derick Rethans - dr@ez.no  
<http://derickrethans.nl/talks.php>

# PHP Has No Compiler

# Myth #1: No Compiler



# PHP Is Hard To Integrate



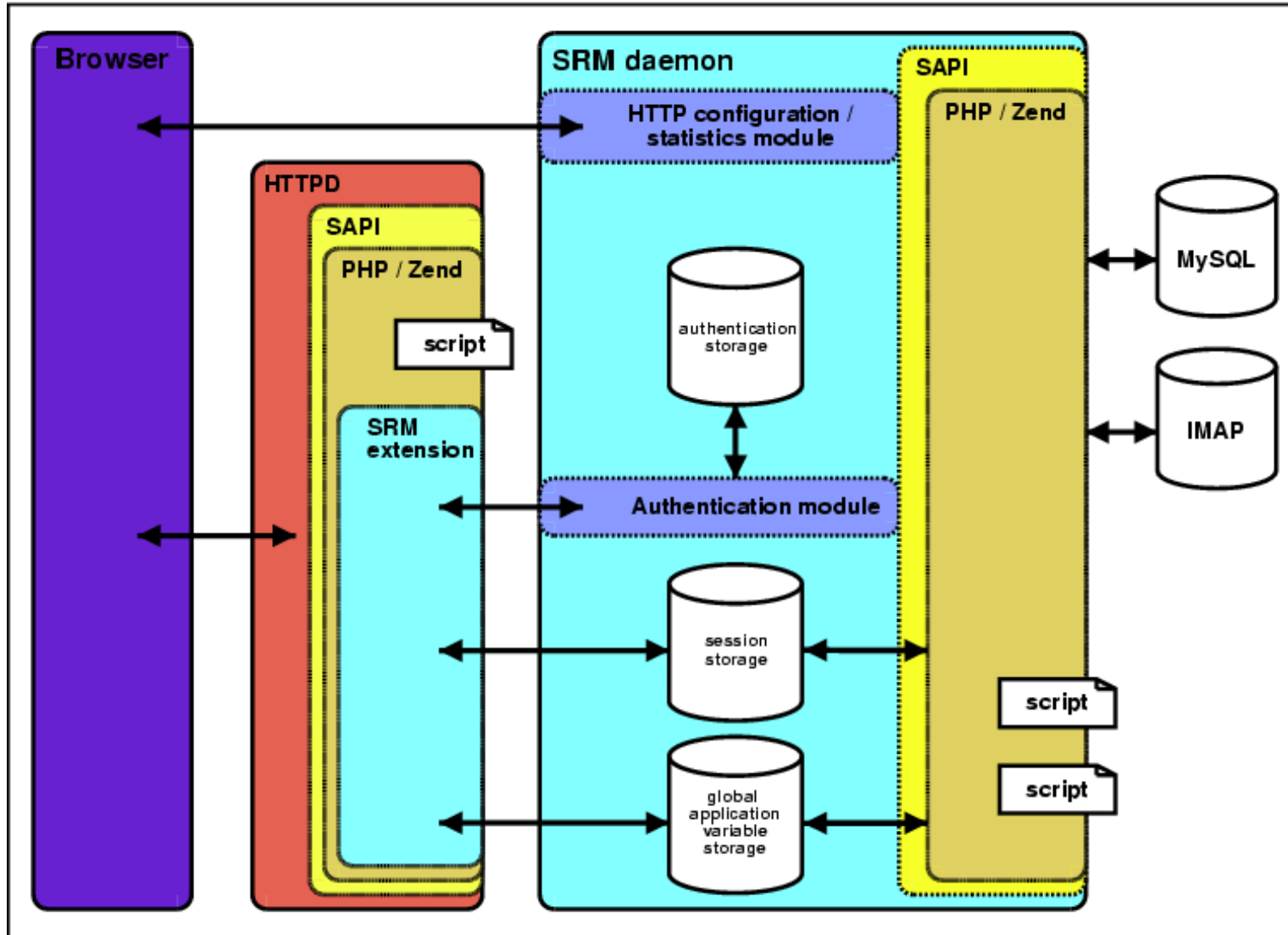
## PHP Is An Unstable Platform

## PHP Is Weak(ly typed)

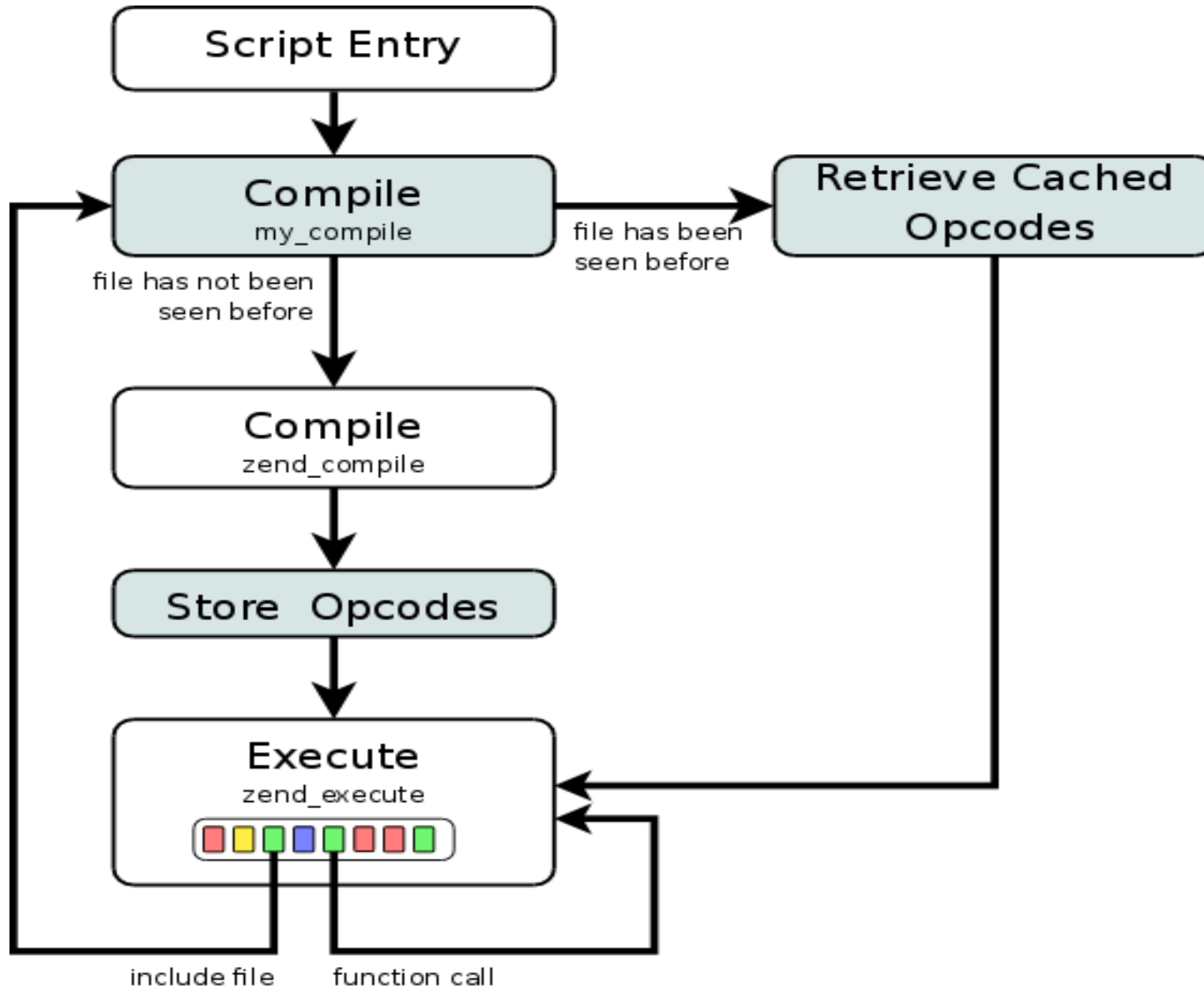
# PHP Has No Application Server



# Myth #5: PHP Has No Application Server



# Myth #5: PHP Has No Application Server





# PHP's OO Implementation Is Inferior

# There Are Not Enough Tools For PHP

# Myth #7: There Are Not Enough Tools For PHP



# Myth #7: There Are Not Enough Tools For PHP

## eZ Components

Current view: </home/derick/dev/ezcomponents/trunk/Tree/src>












Date: Fri Sep 7 11:03:39  
CEST 2007

Executable lines: 923

Code covered: 99.89%

Executed lines: 922

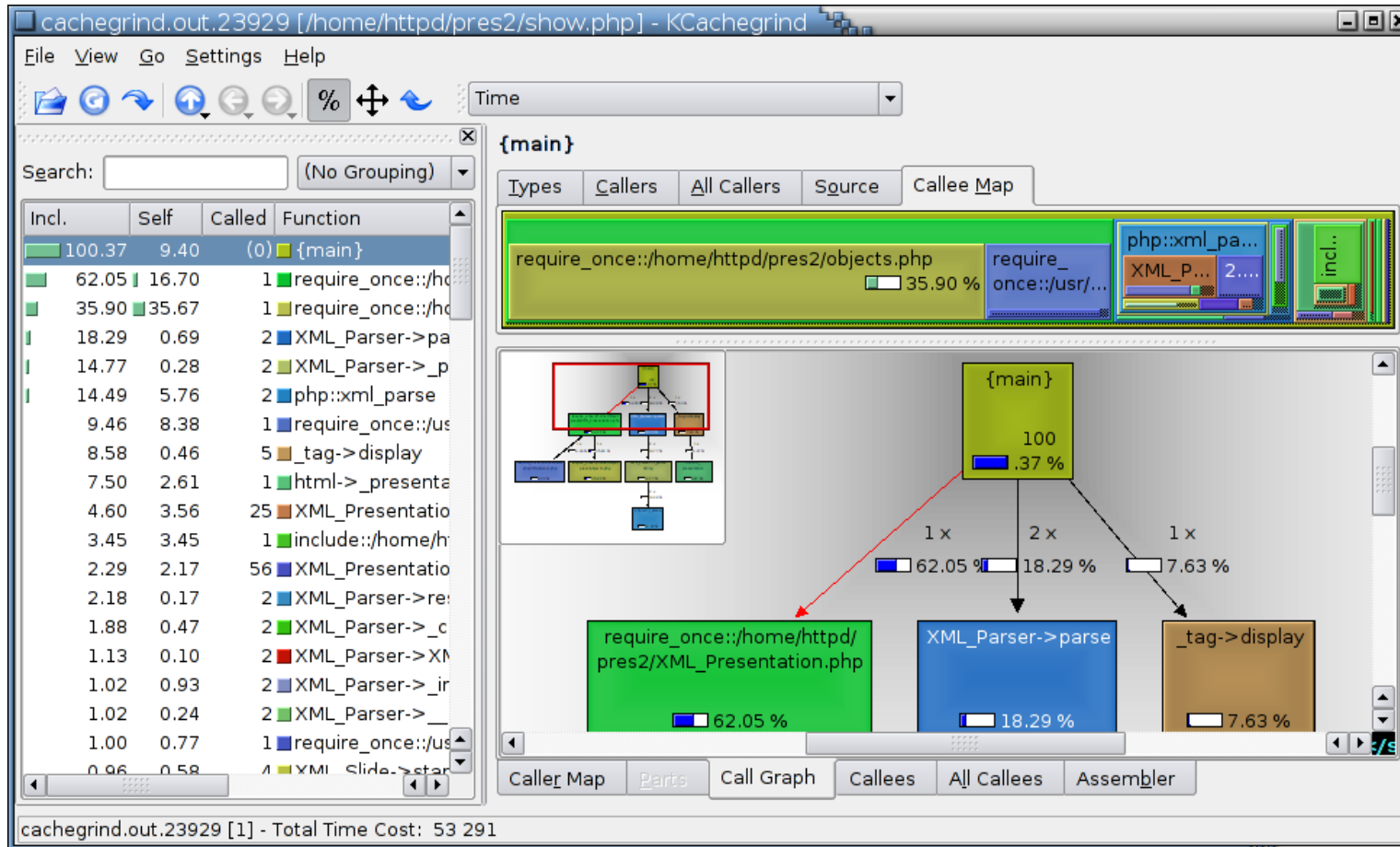
Legend: Low: 0% to 35% Medium: 35% to 70% High: 70% to 100%

	Coverage ( <a href="#">show details</a> )		
<a href="#">backends</a>		100.00%	391 / 391 lines
<a href="#">exceptions</a>		100.00%	42 / 42 lines
<a href="#">interfaces</a>		100.00%	2 / 2 lines
<a href="#">options</a>		100.00%	39 / 39 lines
<a href="#">stores</a>		100.00%	41 / 41 lines
<a href="#">structs</a>		100.00%	13 / 13 lines
<a href="#">visitors</a>		100.00%	180 / 180 lines
<a href="#">tree.php</a>		98.80%	82 / 83 lines
<a href="#">tree_node.php</a>		100.00%	68 / 68 lines
<a href="#">tree_node_list.php</a>		100.00%	38 / 38 lines
<a href="#">tree_node_list_iterator.php</a>		100.00%	26 / 26 lines

Generated by: [PHPUnit 3.1.7](#) and [Xdebug 2.0.1-dev](#).

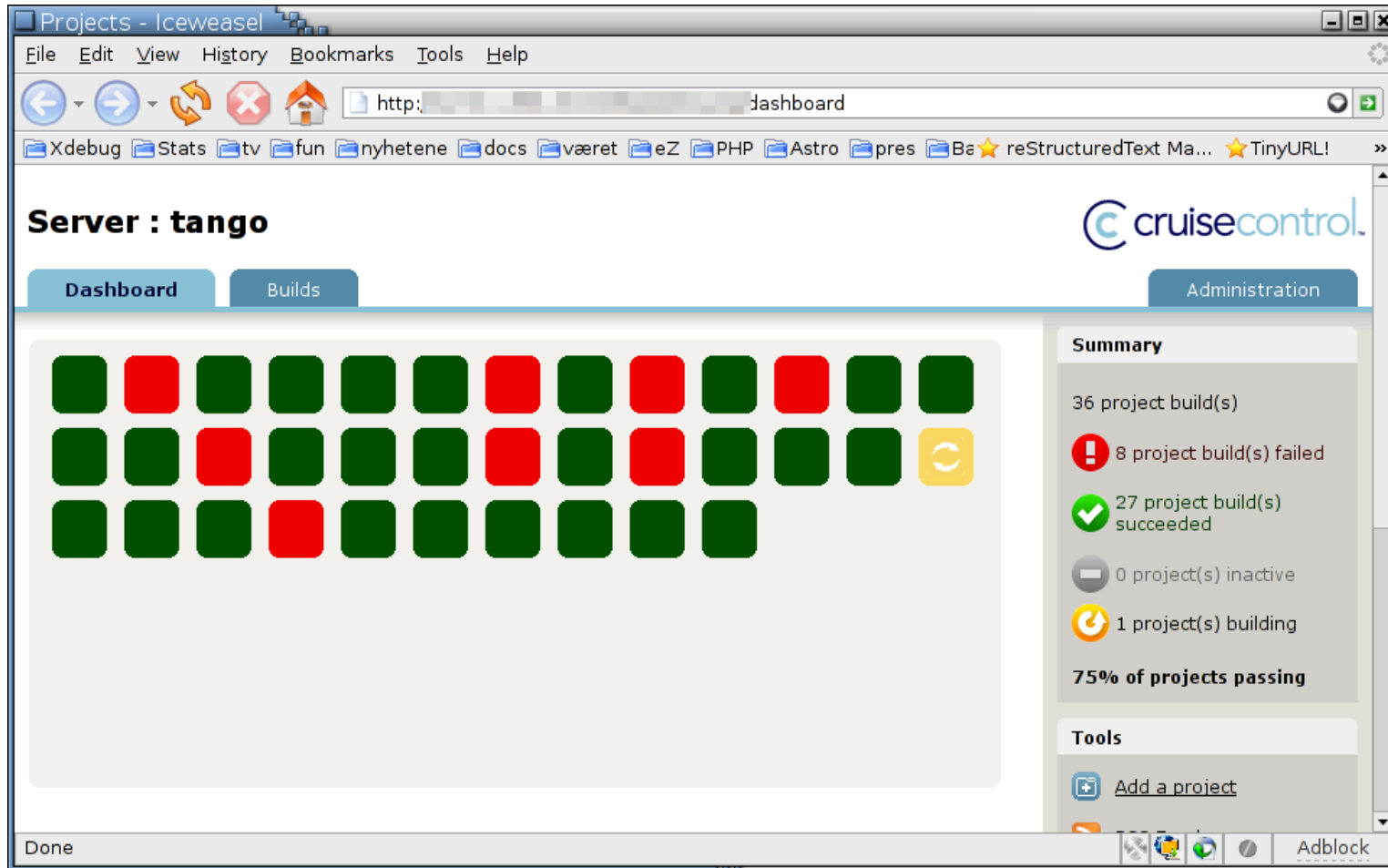
Logfile: [Plain Text](#) | [TAP](#) | [XML](#) | [Code Coverage](#)

# Myth #7: There Are Not Enough Tools For PHP





# Myth #7: There Are Not Enough Tools For PHP



The screenshot shows a web browser window displaying the CruiseControl dashboard for a server named 'tango'. The browser's address bar shows 'http://.../dashboard'. The dashboard has three tabs: 'Dashboard', 'Builds', and 'Administration'. The 'Dashboard' tab is active, showing a grid of 36 colored squares representing project build statuses. The grid contains 27 green squares (successful), 8 red squares (failed), and 1 yellow square (building). A summary panel on the right provides a breakdown: 36 project build(s) total, 8 failed, 27 succeeded, 0 inactive, and 1 building. It also states '75% of projects passing'. Below the summary is a 'Tools' section with a button to 'Add a project'. The browser's status bar at the bottom shows 'Done' and an 'Adblock' extension icon.

Category	Count
Total project build(s)	36
Failed project build(s)	8
Successful project build(s)	27
Inactive project(s)	0
Building project(s)	1

**75% of projects passing**

**Tools**

- [Add a project](#)

Extending and Embedding PHP: <http://tinyurl.com/24f4j2>  
Xdebug: <http://xdebug.org>  
eZ Components: <http://components.ez.no>  
Questions?: <mailto:dr@ez.no>